

ONLINE TRAINING

ZKTime Web 2.0 Introduction

【By: Sherry】

【Date: 2017-04】



Content

- What's ZKTime Web?
- ZKTime Web License Activation
- Function Introduction
- Successful Case
- FAQ

What's ZKTime Web

01 What's ZKTime Web?

A Web-based Time Attendance System

- Providing a stable solution for GPRS / WAN Communication
- Manage & control ZKTeco devices and collect data from these devices
- Easy to manage Timetable, Shift and Schedule, generate attendance report

ZKTime Web

User Login | Employee Self

Username

Password



Login

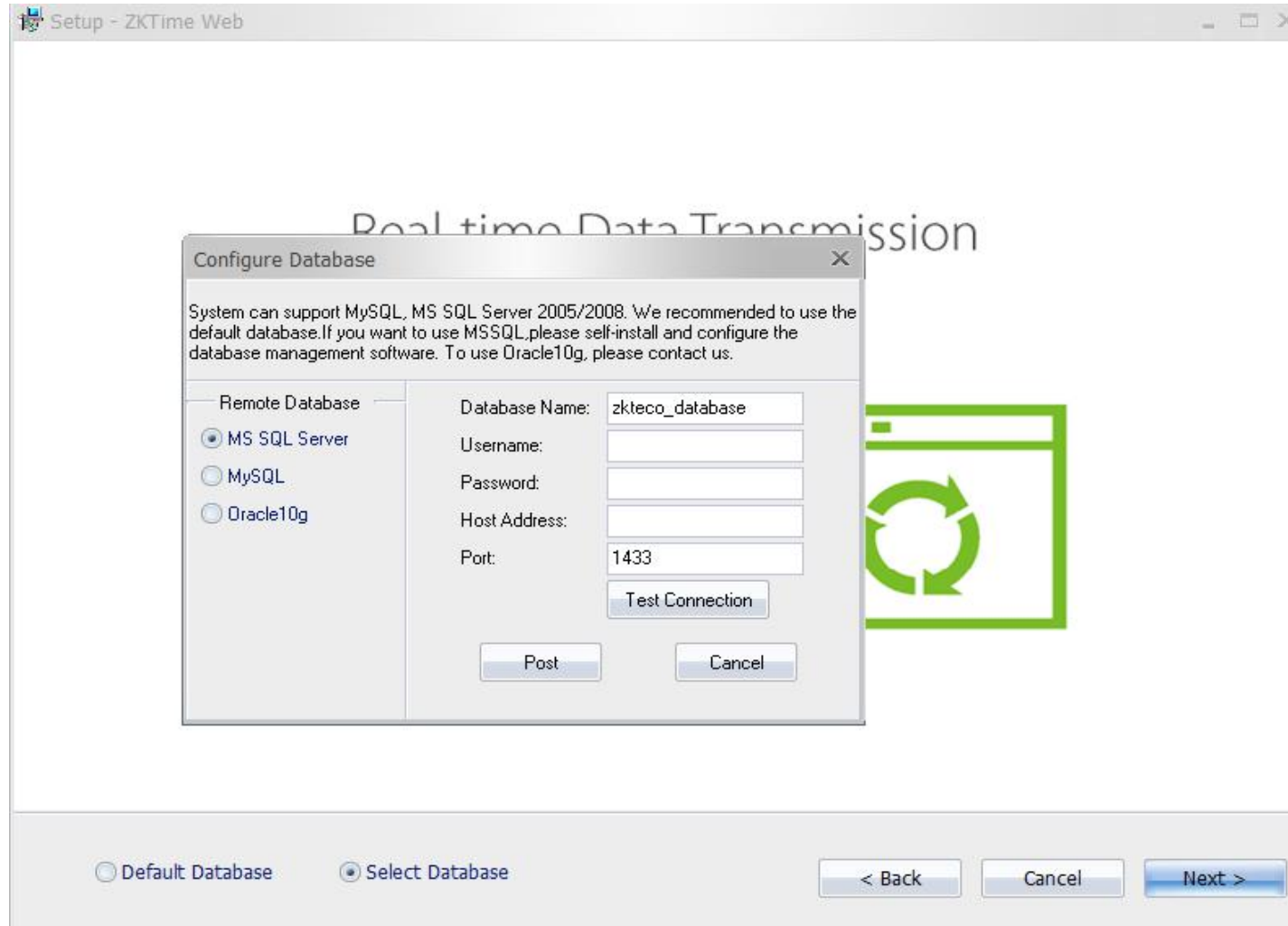


Fingerprint Login

ZKTeco

© Copyright 2015. ZKTeco Inc.

01 What's ZKTime Web?



Postgre SQL database (default)

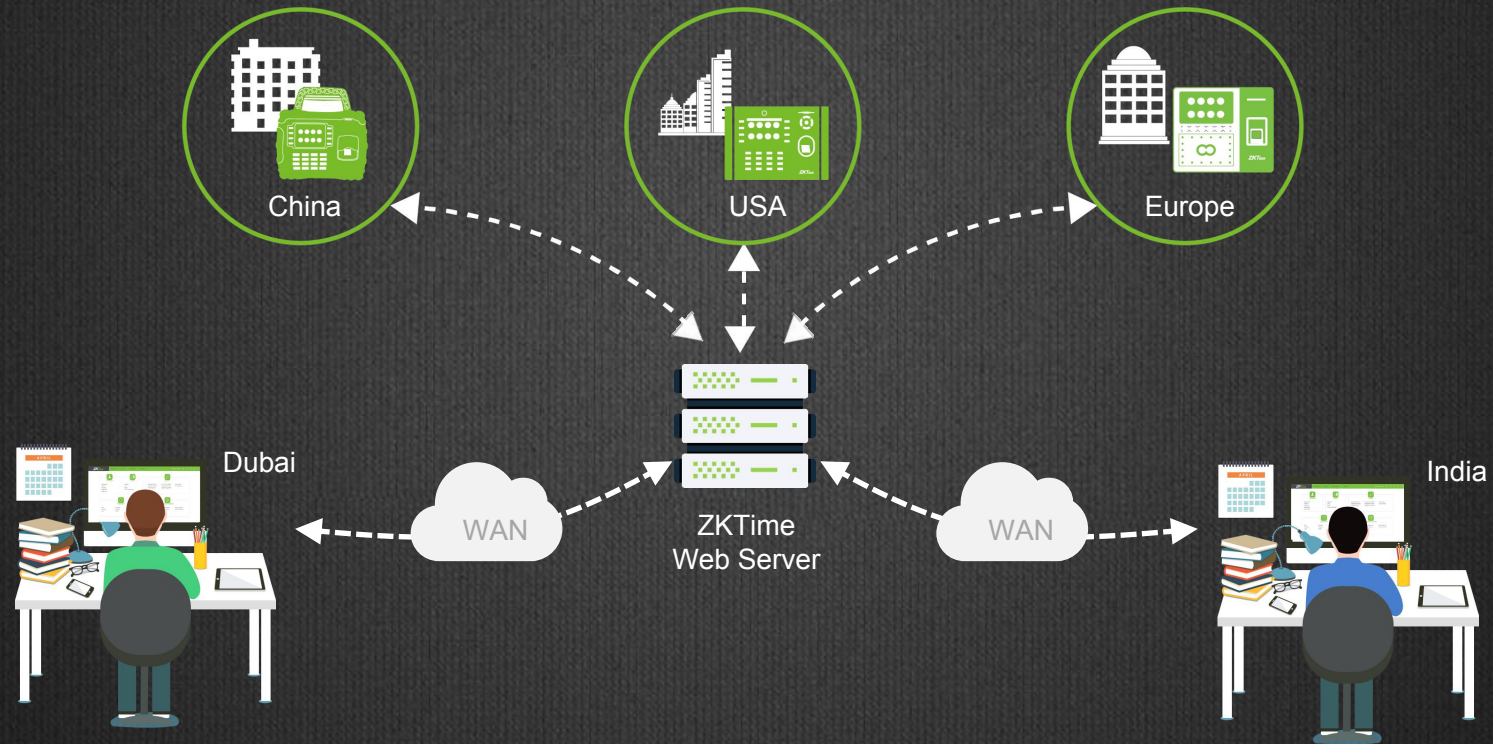
MS SQL Server database

My SQL database


Oracle 10g database

ZKTIME WEB 2.0

Time Attendance Without Boundary



01 As a Web-based T&A System








[Personnel](#)

[Device](#)

Attendance

[System](#)

Welcome, admin.     

[Rule](#) [Timetable](#) [Shift](#) [Schedule](#) [Exception](#) [AC Log](#) **Attendance Report** [Zone](#) [Holiday](#) [Leave Type](#)


Position: Attendance->Attendance Report


Search

Select Personnel

Start Date

End Date

 Search

 Statistics

Transactions

[Daily Attendance](#)

[Total Timecard](#)

[Attendance Summary](#)


[Leave Summary](#)


[First In Last Out](#)


[Exception](#)

[Summary Sector](#)

[Timecard](#)



 Export XLS

 Export PDF

 Export CVS



Personnel No.	First Name	Time	Status	Correction Of Status
---------------	------------	------	--------	----------------------


20

No. 1

Page, Total 1 Page

 No record

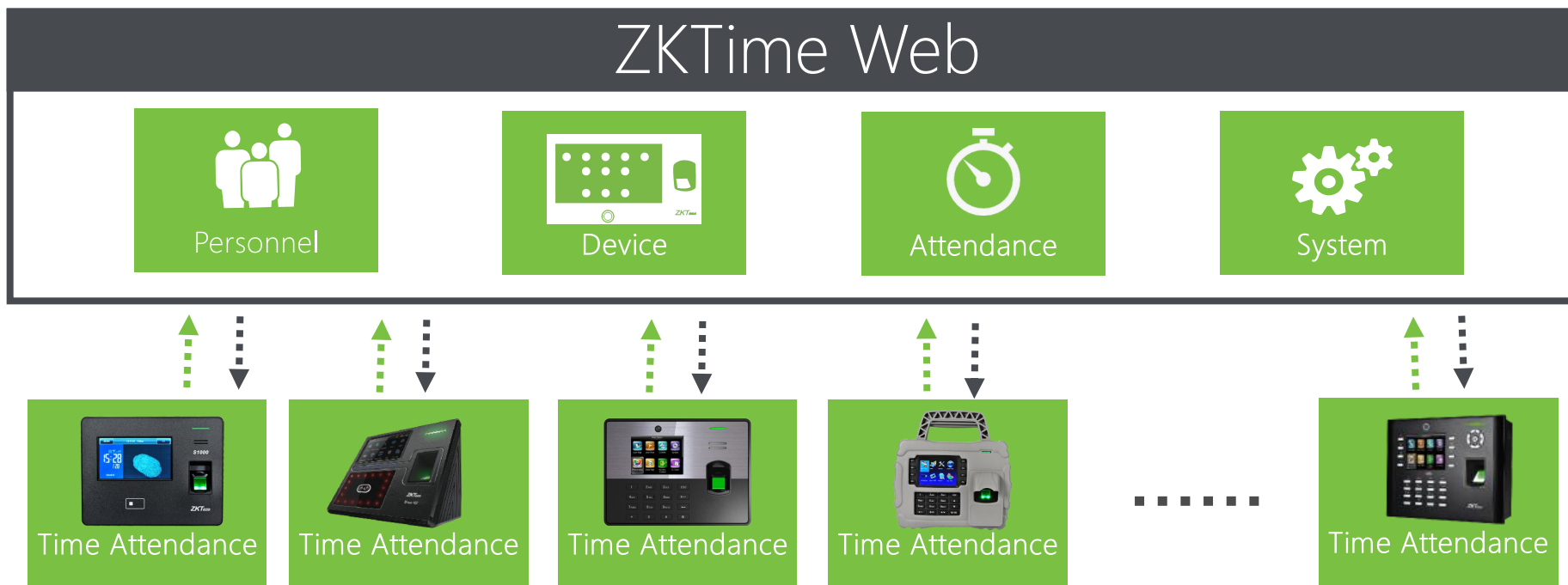
01 System Structure

department
position
person information

manage devices

set the attendance rule ,
timetable, shift and schedule.
generate report of the attendance.

system options



ZKTime Web License Activation



02 ZKTime Web 2.0 License Activation

ZKTime Web

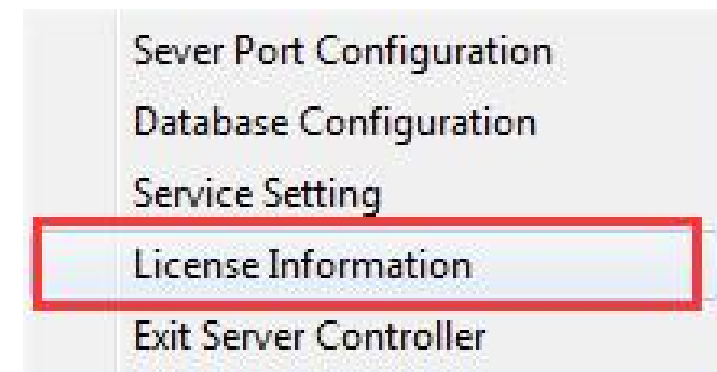
User Login | Employee Self-Service

Username

Password

 Login  Fingerprint Login

ZKTeco
© Copyright 2015, ZKTeco Inc.



License Information

License Information

Limit Device: 5 Devices
Expired Date: 20161024

Activation


ReInstall System






Import an Existing License


There are three ways to activate the license.

- Online Activation
- Offline Activation
- Import the Existing License

02 ZKTime Web 2.0 License Activation


 Personnel Device Attendance System

Welcome, ELIAS.     




Personnel

- Department
- Position
- Personnel
- Resignation
- Issue Card




Device

- Message
- Area
- Device
- Real-Time Monitoring




Search

- Personnel Search
- Department Search
- Transfer Search
- ID Card No. Search
- Resignation Search
- Append Log Search
- Card Search
- AC Log Search



Attendance

Rule	Timetable	Shift
Schedule	Exception	AC Log
Zone	Holiday	Leave Type



Attendance Report

Transactions	Daily Attendance	Total Timecard
Attendance Summary	Leave Summary	First In Last Out
Exception	Summary Sector	Timecard

Let's see the video about activating license.

Function Introduction

Employee Self-Service Enquiry

Personnel Module

Device Module

Attendance Module

System Module

00

Employee Self-Service Enquiry




Apply Leave

Apply OT Sheet

Apply Append Log

Self Report Enquiry

00 Employee Self-Service Enquiry



The screenshot shows a web browser window displaying the ZKTime Web interface. The page has a green header bar with the ZKTime logo on the left and navigation icons on the right. Below the header, the main content area has a green background. At the top of this area, the text "ZKTime Web" is displayed. Below it, there are two tabs: "User Login" and "Employee Self-Service", with the latter being the active tab. The login form consists of two white input fields: "Personnel No." and "Password". Below these fields is a dark gray "Login" button. At the bottom of the page, the ZKTeco logo is displayed, along with the copyright notice "© Copyright 2015. ZKTeco Inc.".

ZKTime Web

User Login | Employee Self-Service

Personnel No.

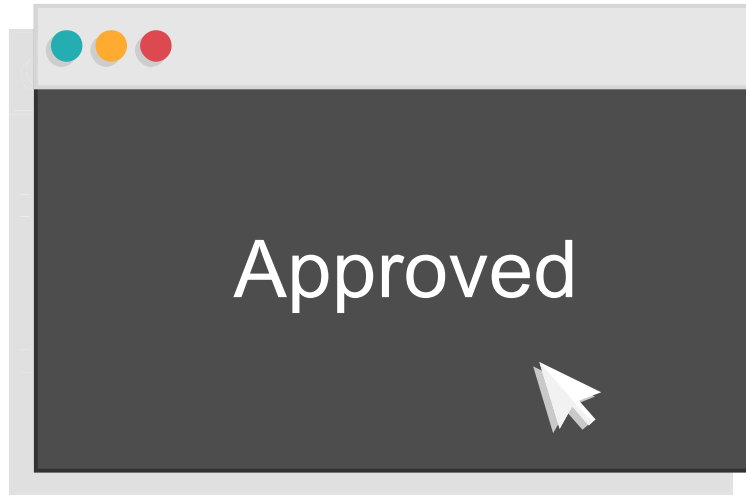
Password

Login

ZKTeco
© Copyright 2015. ZKTeco Inc.

00

Employee Self-Service Enquiry



Approve Leave

Approve OT Sheet

Append Log

00 Employee Self-Service Enquiry

ZKTeco

Attendance

Welcome, Employee Sherry. ? i Ω ⏻

Appended LogLeaveOTAC LogPunch DetailsAttendance DetailsAttendance SummaryStatistical Results

Add
Log
Export

Position: Attendance->Leave

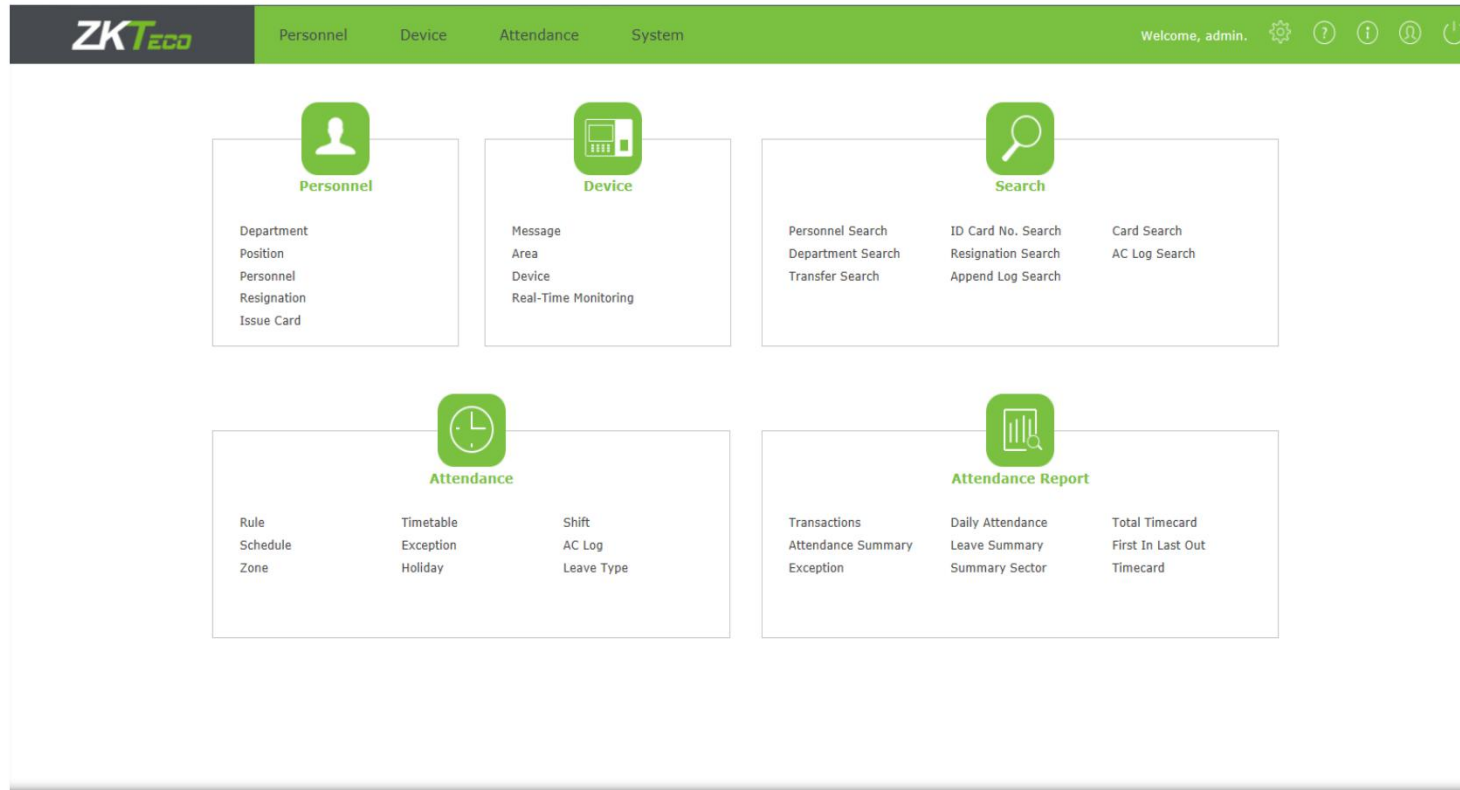
Search Personnel No. First Name Start Time End Time Status Of Review ----- Search Clear

Delete

	Personnel No.	First Name	Start Time	End Time	Reason For Leave	Leave Type	Completion Time	Status Of Review	Audit Reason	Operation
<input type="checkbox"/>	000000001	Sherry	2016-10-10 11:04:55	2016-10-11 11:05:01		Casual Le	2016-10-17 11:04:53	Approval By		

20 < > No. 1 Page, Total 1 Page > > Show 1 To 1, Total 1 Records

01 Brand new UI



Personnel

Device

Attendance

System

01 Personnel Module

ZKTeco






Personnel

Device

Attendance

System

Welcome, admin.



Department

Position

Personnel

Resignation

Issue Card

ZKTeco






Personnel

Device

Attendance

System

Welcome, admin.



Department

Position

Personnel





Resignation

Issue Card

ZKTeco

Attendance

Welcome, Employee AAA.



Appended Log

Leave

OT

AC Log

Punch Details

Attendance Details





Attendance Summary

Statistical Results

ZKTeco

Attendance

Welcome, Employee BBB.



Appended Log

Leave

OT

AC Log

Punch Details

Attendance Details





Attendance Summary

Statistical Results

ZKTeco

Attendance

Welcome, Employee AAA.



Appended Log

Leave

OT

AC Log

Punch Details

Attendance Details





Attendance Summary

Statistical Results

ZKTeco

Attendance

Welcome, Employee BBB.



Appended Log

Leave

OT

AC Log

Punch Details

Attendance Details



Attendance Summary

Statistical Results

Add Appended Log

Export

Position: Attendance->Appended Log

Search Personnel No. First Name Start Date End Date Status Of Review -----  Search  Clear

Delete

<input type="checkbox"/>	Personnel No.	First Nam	Punch Time	Status	Reason Of Punching	Status Of Review	Audit Reason	Operation
<input type="checkbox"/>	000000002	BBB	2017-04-10 15:59:10	Check-In		Approval By		


02 Device Module



Position: Device -> Real-Time Monitoring

Real-Time Monitoring

Personnel No.	Punch Time	Status	Verification Mode	Device SN	Area Name
000000001	2017-04-10 18:41:40	Check-In	Fingerprint	ODG6110066103000004	test area
000000002	2017-04-10 18:41:34	Check-In	Fingerprint	ODG6110066103000004	test area



02 Device Module

Devices and Personnel in same Area will keep data synchronization automatically




Area 1



Area 2

03 Attendance Module



Multiple Timetable

Cross day shift

Shift Cycle

Temp Schedule

Temp Schedule



03 Attendance Module-Attendance Calculation & Reports

Transactions

Daily Attendance

Total Timecard

Attendance Summary

Rule Timetable Shift Schedule Exception AC Log Attendance Report Zone Holiday Leave Type

Position: Attendance->Attendance Report

Search Select Department: Department Start Date 2015-12-01 End Date 2015-12-21 Search Statistics

Transactions Daily Attendance Total Timecard Attendance Summary Leave Summary First In Last Out Exception Summary Sector Timecard

Rule Timetable Shift Schedule Exception AC Log Attendance Report Zone Holiday Leave Type

Position: Attendance->Attendance Report

Search Select Personnel 000000002 569,00000 Start Date 2015-12-01 End Date 2015-12-21 Search Statistics

Transactions Daily Attendance Total Timecard Attendance Summary Leave Summary First In Last Out Exception Summary Sector Timecard

Export XLS Export PDF Export CVS


Department	Personnel No.	First Name	Date	Punch Times	Punch Time
Department	000000001	373	2015-12-16	17	11:55:08,12:07:33,12:07:35,12:17:54,12:25:16,12:30:09,14:20:5
Department	000000001	373	2015-12-17	21	14:48:26,14:49:09,14:49:29,14:52:16,14:52:18,14:54:20,14:54:2
Department	000000002	569	2015-12-15	5	17:57:07,18:01:48,18:01:54,18:01:58,18:03:56
Department	000000002	569	2015-12-16	83	09:01:10,09:20:48,09:20:55,09:21:03,09:21:06,09:21:16,09:21:2
Department	000000002	569	2015-12-17	32	10:32:04,10:32:44,10:32:50,10:32:56,10:35:30,10:35:38,10:42:0

03

Attendance Module-Attendance Calculation & Reports

Search Select

Transactions

 Export XLS

Transactions

Tabulator:admin

Date: From 2015-12-01 to 2015-12-21

Personnel No.: 000000002	First Name: 569	Department: Department
Time	Status	Correction Of Status
2015-12-16 09:01:10	Check-In	Check-In
2015-12-16 17:43:26	Check-Out	Check-Out
2015-12-15 18:01:48	Check-Out	Check-Out

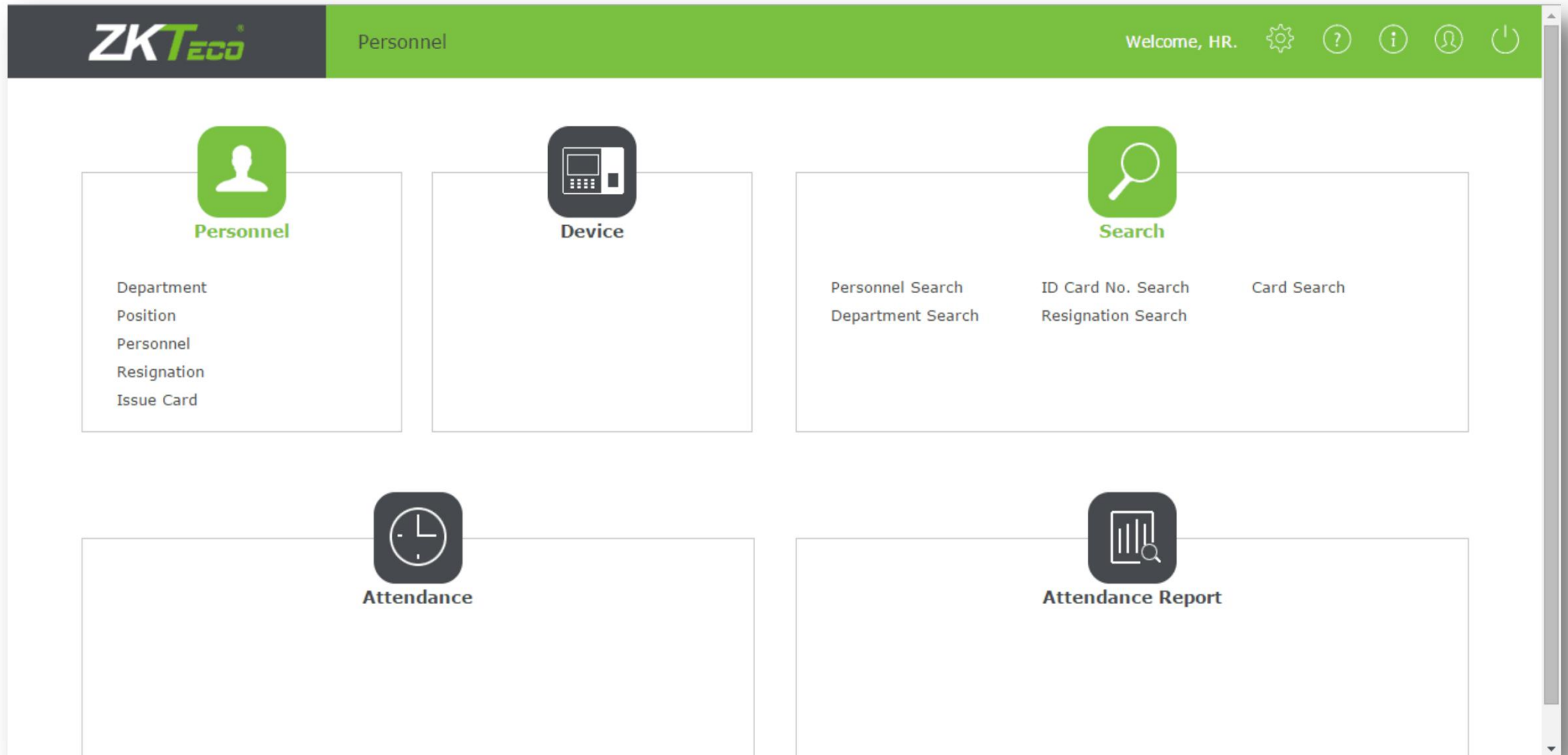
Personnel No.: 000000001	First Name: 373	Department: Department
Time	Status	Correction Of Status
2015-12-16 18:11:49	Check-Out	Check-Out

e

Statistics

Sector Timecard

04 System Module-Role & User



04

Email Notification



The attendance exceptions including early, late, absent over the alarm times, the system will send email to involved people.

04 Email Notification

Attendance Alarm ★

Administrator

发给 sherry.yang

2016-10-14 19:00 [隐藏信息](#)

发件人: Administrator<Administrator@263.net>

收件人: sherry.yang<sherry.yang@zkteco.com>

时间: 2016年10月14日 (周五) 19:00

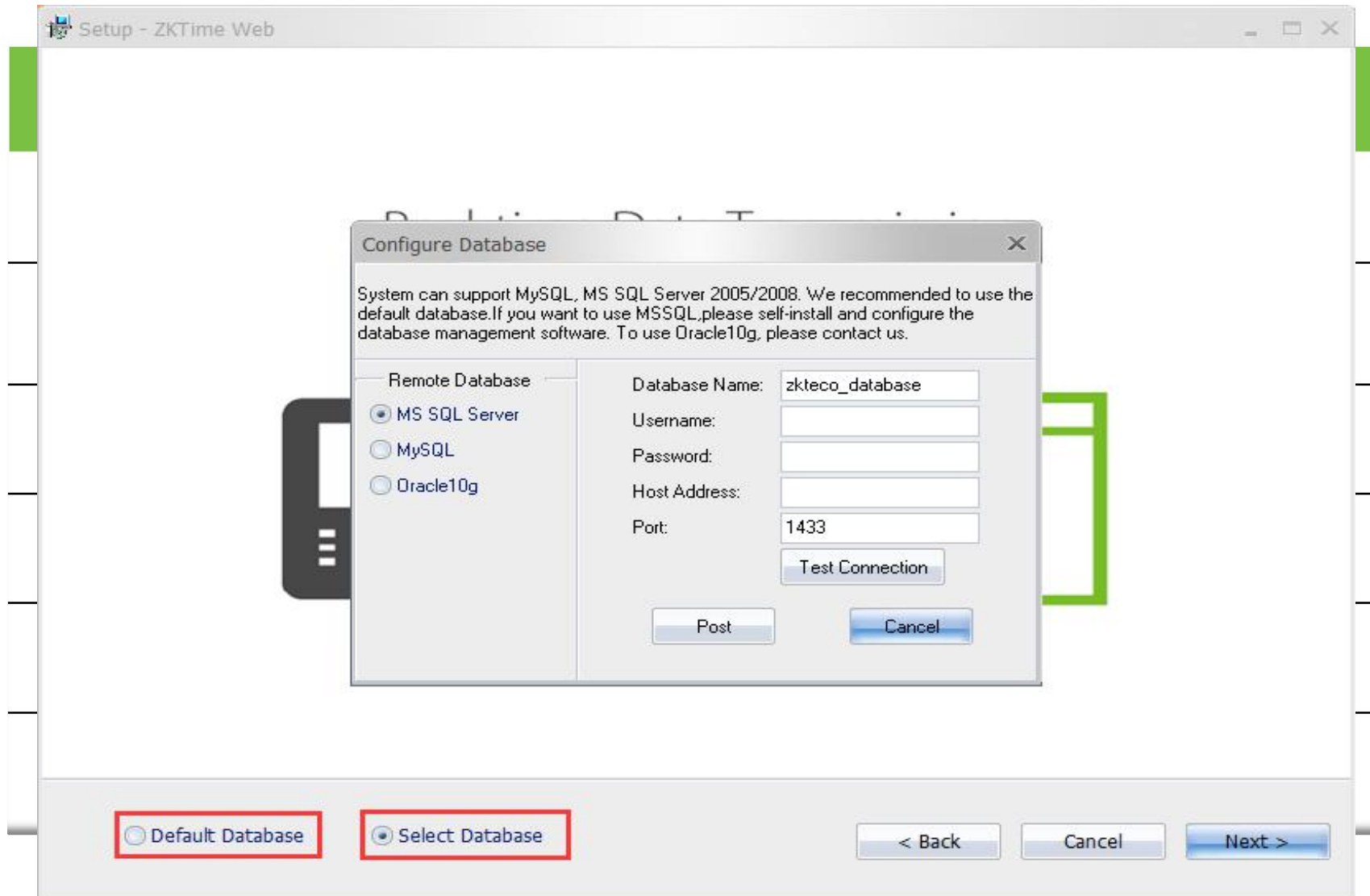
大小: 4 KB

Hello Sherry, here is what you abnormal attendance statistics details.

Date: From 2016-10-14 to 2016-10-14

Late Times	Leave Early Times	Absence Times
0	0	1

Technical Specification



Items	Support		
	100 Devices	200 Devices	300 Devices
CPU	Intel i3 Quad Core	Intel i5 Magny-Cours	Intel i7 Magny-Cours
RAM	4G	8G	16G
Storage	Available space of 100G or above. (We recommend using NTFS hard disk partition as the software installation directory.)		
OS	Windows 7/8/Server 2003/Server 2008 32Bit & 64Bit		
Monitor Resolution	1024*768px or above		

Successful Case

00

SF EXPRESS



ZKTime Web Attendance
software and database
deployed on Shenzhen HQ,
manage more then 4000
devices which located in
different cities of China.

00

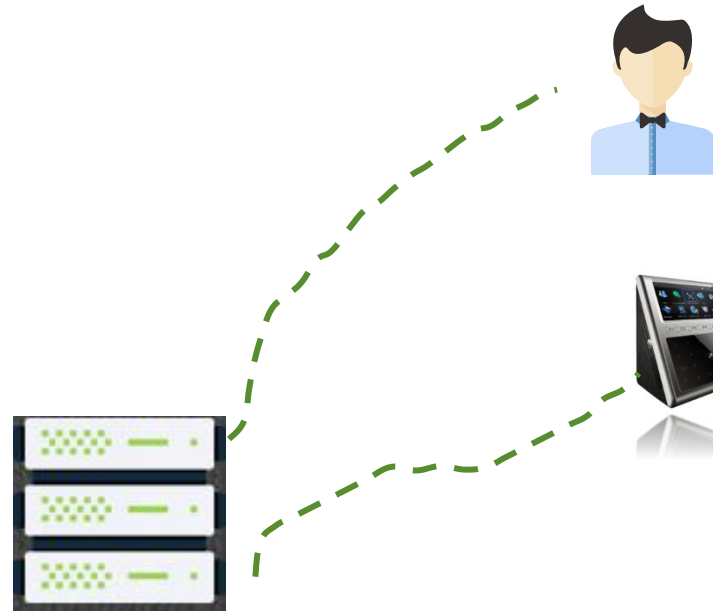
Malaysia KVMRT Project



Malaysia KVMRT Project is mainly used to manage the employee's registration, training management and accomodation management.

00

Malaysia KVMRT Project



ZKTime Web
2.0 Server

It can support 12,000 users, and store more 40 user informations by customization.

Also it use this software to manage and control more than 60 different sites devices by WAN communication.

It can store more than 150,000 vistors informations.

Connect with the printer and print the employe ID cards.

FAQ

Features	ZKTime.Net 3.0	ZKTime Web 2.0
Architecture	C/S(Desktop)	B/S(Web-based)
Environment	LAN	LAN/WAN
Protocol	Standalone SDK	Push SDK
Multiple admin login	X	√
Target Customer	SMB	Project

ONLINE TRAINING

THANK YOU
FOR YOUR ATTENTION

【By: Sherry】

【Date: 2016-10-17】

